


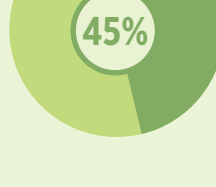
PROTECT YOUR BABY

BABY SAFETY TIPS



KITCHEN

BURN AND SCALD ACCIDENTS



45%
ARE CHILDREN UNDER 5



50%
OF BURNING AND SCALDING ACCIDENTS HAPPEN IN THE HOME



WATER CAN GIVE **FIRST, SECOND OR THIRD DEGREE BURNS** STARTING AT **120°F**

DANGEROUS HOUSEHOLD ITEMS

- HOT DRINKS, CUPS, MUGS**
Such as tea, coffee or soup
- SAUCEPANS**
Hot pans and boiling liquids
- STOVE**
High heat from burners
- BATHS**
Hot water temperatures

APPLIANCES

Unplug appliances when not in use and tuck the cords away

STOVE

Invest in stove-knob covers to prevent baby from turning on burners

CABINETS

Bottom drawers hold large items that are safe for young children to be around

POTS & PANS

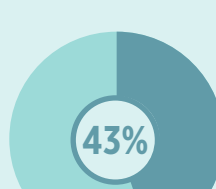
Keep pot and pan handles so babies can't reach up and pull them down when cooking on the stove

OVEN


Make sure the oven door is locked

LIVING ROOM

UNINTENTIONAL FALL-RELATED INJURIES



43%
ARE CHILDREN UNDER 4



2.5 MILLION
CHILDREN ARE TREATED FOR FALLS IN THE EMERGENCY ROOM EVERY YEAR



AMONG CHILDREN AGE 5 AND UNDER, **WINDOW FALLS** ACCOUNT FOR ROUGHLY **3,300 INJURIES**

COMMON PLACES INFANTS FALL

- FURNITURE**
Infants can lose their balance and fall off chairs and tables
- BABY WALKER**
Infants can fall out of a walker while reaching for something
- STAIRS**
Infants can climb up stairs, and tumble down them

WINDOWS

Don't open more than 4 inches and keep blind cords out of reach

BOOKSHELVES

Secure bookshelves to walls so they can't topple over

STAIRS

Place safety gates at the top or bottom of stairs to prevent babies from climbing up and tumbling down them

FURNITURE

Place furniture away from windows prevent children from climbing up and falling out of windows

SHARP CORNERS

Place cushioned corner guards on anything with sharp edges and corners like tables and stairs

NURSERY

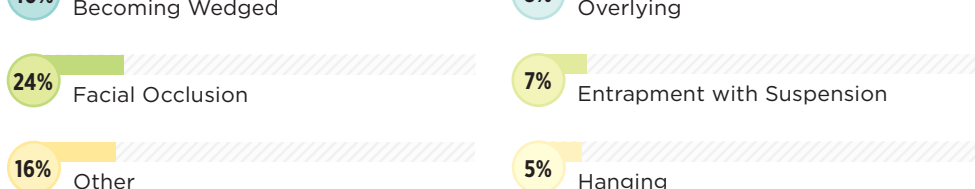
SUFFOCATION IS THE LEADING CAUSE OF UNINTENTIONAL INJURY-RELATED DEATH FOR CHILDREN UNDER 1 YEAR OF AGE



70%
OF SUFFOCATION DEATHS WERE FROM **SUFFOCATION OR STRANGULATION IN BED**

CAUSES OF ACCIDENTAL SUFFOCATION IN CRIBS

INFANTS ARE MORE OFTEN INJURED IN THE SLEEP ENVIRONMENT



CHANGING STATION

Never leave a baby unattended

DECORATIONS

Don't hang artwork or shelves above crib

BEDDING

Make sure the bedding fits tightly to bed and remove all unnecessary blankets, pillows and stuffed animals from crib

CRIB

Make sure crib meets current safety standards—bars should be no more than 2 3/8" apart

FLOORING

Consider investing in heavily padded carpet or rugs to cushion falls

BATHROOM

DROWNING IS THE LEADING CAUSE OF INJURY-RELATED DEATH AMONG CHILDREN BETWEEN 1-4 YEARS OLD



82%
OF THOSE VICTIMS ARE UNDER THE AGE OF 2

PLACES OF DROWNING INSIDE THE HOME



IT ONLY TAKES **20 SECONDS** TO DROWN



INFANTS CAN DROWN IN AS LITTLE AS **2 INCHES OF WATER**

TOILET

Invest in a toilet lock to prevent babies from drowning

WATER TEMPERATURE

Adjust water heater below 120°F to prevent scalding

SHELVES

Move harmful products and toiletries to high shelves

MEDICINE CABINET

Place latches on cabinets to lock them and store medications, vitamins and cleaning supplies in there

BATHTUB

Never leave standing water in the bath, sink or buckets

SOURCES

- www.babycenter.com/0_childproofing-around-the-house_460.bc
- www.childstats.gov/americaschildren/famsoc3.asp
- www.cps.ca/documents/position/preventing-choking-suffocation-children
- www.nsc.org/news_resources/Resources/Documents/Baby-Proofing_Your_Home.pdf
- www.parents.com/baby/safety/babyproofing/babyproofing-home-top-to-bottom/
- www.sheknows.com/parenting/articles/804372/ways-to-baby-proof-your-home

Protection1.com/safetytips

Find original posts about Protection 1 Security here: >>

